

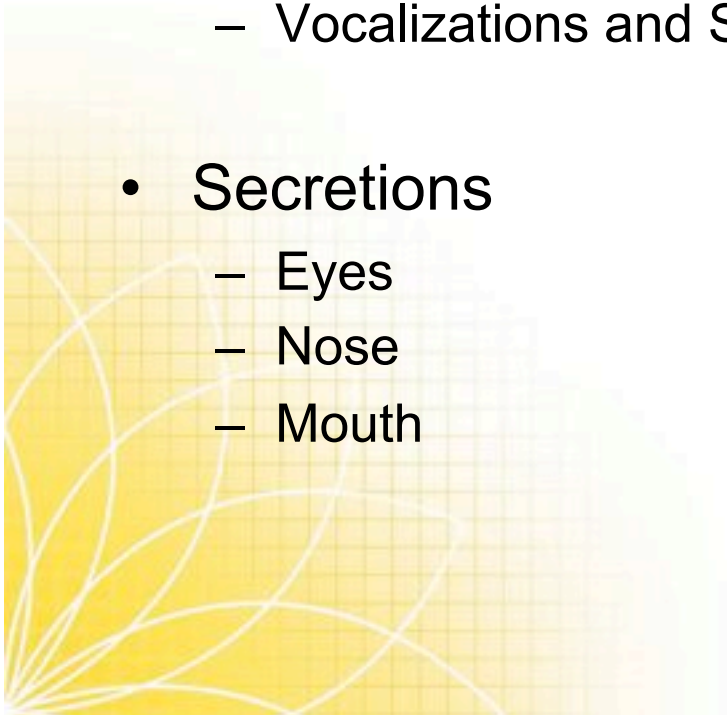
METIman™ EMS

Features and Applications

Patrick Wolf, EMT-P, BS METI

METIman[™] EMS

- Head
 - Blinking Eyes
 - Reactive Pupils
 - Vocalizations and Speech
- Secretions
 - Eyes
 - Nose
 - Mouth
- Neurological Assessment
 - TBI
 - Overdose & Poisoning
 - General Medicine
- Hazardous Materials
- WMD




METIman[™] EMS

- Airway
 - Orotracheal intubation
 - Teeth including breakaway feature
 - Jaw thrust feature
 - Stridor
 - EtCO₂ Kit
 - Needle and surgical cricothyrotomy
- Anaphylaxis
- Difficult airway training
 - Anatomy & Cormack scales
 - Airway burns




METIman[™] EMS

- Airway
 - Nasotracheal intubation
 - Tongue Swelling
 - Posterior airway occluder
 - Laryngospasm
- Anaphylaxis
- Difficult airway training
 - Anatomy & Cormack scales
 - Airway burns



METIman[™] EMS

- Neck
 - Bilateral carotid pulse
 - Sensed & logged
 - Full range of motion
- Assessment training
- Realistic manipulation of neck for airway & C-spine management



METIman[™] EMS

- Thorax
 - Heart sounds
 - Breath sounds
 - Mirrored anteriorly & posteriorly
 - Four channels
 - Realistic chest compression
 - Realistic ventilation
- Realistic patient presentation
- Assessment training & testing
- Resuscitation training & testing



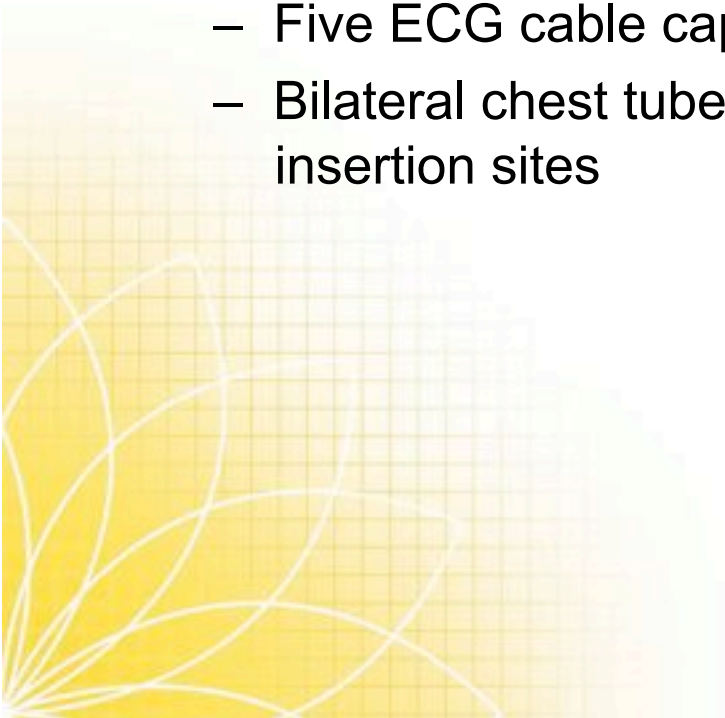
METIman[™] EMS

- Thorax
 - Defibrillation
 - Anterior chest wall
 - Compatible with mono- and biphasic shocks
 - Transthoracic pacing
 - Same sites as defibrillation
 - Five ECG leads
- Assessment training & testing
- Resuscitation training & testing




METIman™ EMS

- Thorax
 - Bronchial occluder
 - Needle decompression
 - Five ECG cable capability
 - Bilateral chest tube insertion sites
- Assessment training & testing
- Trauma management
- Resuscitation training & testing




METIman[™] EMS

- Abdomen
 - Bowel sounds
 - Four channel capability
 - Gastric distention with esophageal intubation
- Assessment training & testing
- Airway management training
- Resuscitation training & testing
- Trauma management



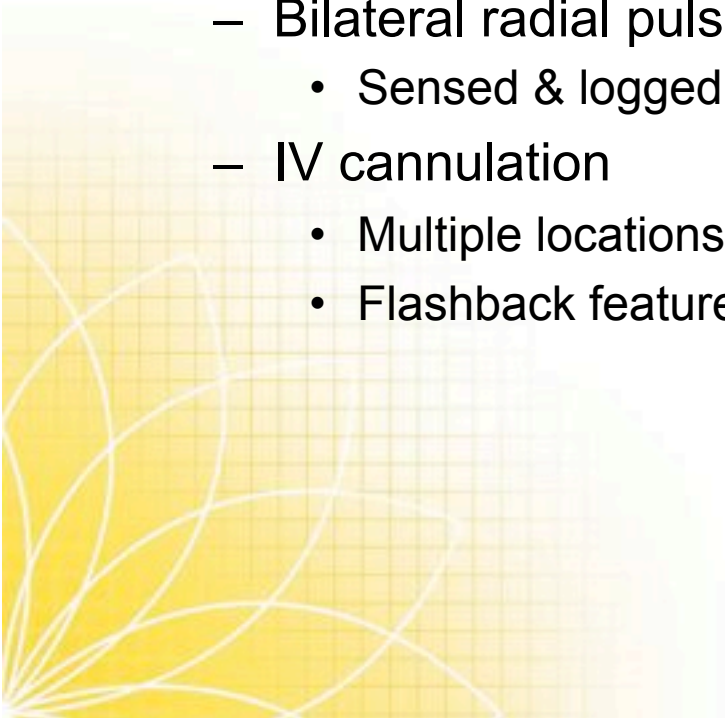
METIman[™] EMS

- Pelvis
 - External genitalia
 - Urinary output
 - Bilateral femoral pulses
 - Sensed & logged
- Assessment training & testing
- Trauma management
- General patient care



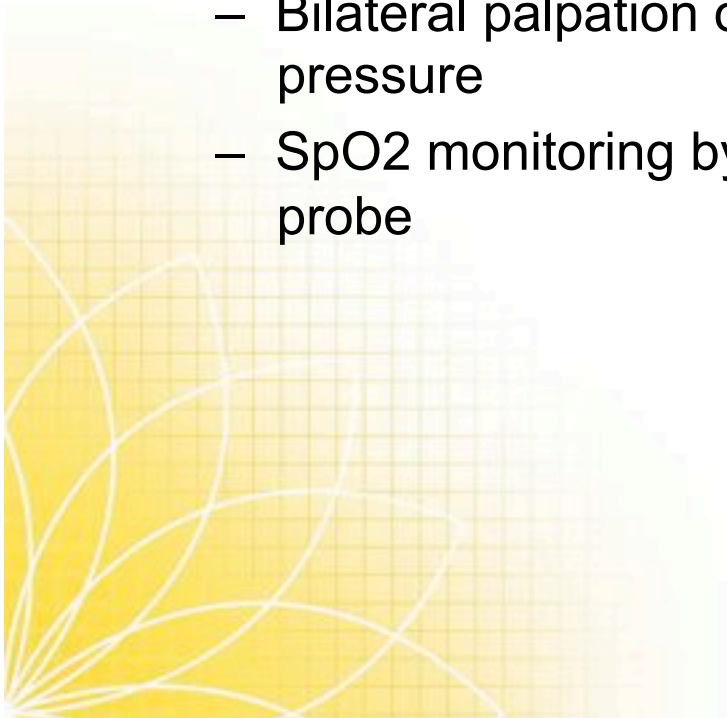
METIman[™] EMS

- Upper Extremities
 - Bilateral brachial pulses
 - Sensed & logged
 - Bilateral radial pulses
 - Sensed & logged
 - IV cannulation
 - Multiple locations
 - Flashback feature
- Assessment training & testing
- Trauma management
- General patient care



METIman[™] EMS

- Upper Extremities
 - Bilateral auscultation of blood pressure
 - Bilateral palpation of blood pressure
 - SpO2 monitoring by finger probe
- Assessment training & testing
- Trauma management
- General patient care



METIman[™] EMS

- Upper Extremities
 - Full range of motion with articulation
 - Detachable forearm
 - IM injection site in right deltoid area
- Assessment training & testing
- Trauma management
- General patient care



METIman[™] EMS

- Lower Extremities
 - Full range of motion with articulation
 - Popliteal pulses
 - Sensed & logged
 - Posterior tibial pulses
 - Sensed & logged
 - Dorsalis pedis pulses
 - Sensed & logged
 - Detachable lower legs
- Assessment training & testing
- Trauma management
- General patient care



METIman[™] EMS

- System Features
 - Wireless & tetherless
 - Convulsion option
 - Blood on board
 - Four preconfigured SCEs
 - Object-based scenario programming
 - Physiology override features
- Assessment training & testing
- Trauma management
- General patient care
- Resuscitation training



METIman™ EMS

- System Features
 - Software resides on mannequin-housed server
 - Battery powered
 - Rugged mannequin chassis
 - Ruggedized instructor workstation available as option
- Assessment training & testing
- Trauma management
- General patient care
- Resuscitation training

